


CR Models applicable for Subsidy Program

Applicable to 3 phase pumps, 0.75kW and above

CR 3 系列

60Hz

	型號			馬力
	鑄鐵	SS304	SS316	kW
	CR 3-2	CRI 3-2	CRN 3-2	0.37
	CR 3-3	CRI 3-3	CRN 3-3	0.55
	CR 3-4	CRI 3-4	CRN 3-4	0.55
	CR 3-5	CRI 3-5	CRN 3-5	0.75
	CR 3-6	CRI 3-6	CRN 3-6	1.1
	CR 3-7	CRI 3-7	CRN 3-7	1.1
	CR 3-8	CRI 3-8	CRN 3-8	1.1
	CR 3-9	CRI 3-9	CRN 3-9	1.5
	CR 3-10	CRI 3-10	CRN 3-10	1.5
	CR 3-11	CRI 3-11	CRN 3-11	1.5
	CR 3-12	CRI 3-12	CRN 3-12	2.2
	CR 3-13	CRI 3-13	CRN 3-13	2.2
	CR 3-15	CRI 3-15	CRN 3-15	2.2
	CR 3-17	CRI 3-17	CRN 3-17	2.2


如需了解產品詳情，請聯絡當地的格蘭富負責人。

CR Models applicable for Subsidy Program

Applicable to 3 phase pumps, 0.75kW and above

CR 5 系列

60Hz

	型號			馬力
	鑄鐵	SS304	SS316	kW
	CR 5-2	CRI 5-2	CRN 5-2	0.55
	CR 5-3	CRI 5-3	CRN 5-3	1.10
	CR 5-4	CRI 5-4	CRN 5-4	1.10
	CR 5-5	CRI 5-5	CRN 5-5	1.50
	CR 5-6	CRI 5-6	CRN 5-6	2.2
	CR 5-7	CRI 5-7	CRN 5-7	2.2
	CR 5-8	CRI 5-8	CRN 5-8	2.2
	CR 5-9	CRI 5-9	CRN 5-9	2.2
	CR 5-10	CRI 5-10	CRN 5-10	3.0
	CR 5-11	CRI 5-11	CRN 5-11	3.0
	CR 5-12	CRI 5-12	CRN 5-12	3.0
	CR 5-13	CRI 5-13	CRN 5-13	4.0
	CR 5-14	CRI 5-14	CRN 5-14	4.0
	CR 5-15	CRI 5-15	CRN 5-15	4.0
	CR 5-16	CRI 5-16	CRN 5-16	4.0
	CR 5-18	CRI 5-18	CRN 5-18	5.5
	CR 5-20	CRI 5-20	CRN 5-20	5.5
CR 5-22	CRI 5-22	CRN 5-22	5.5	
CR 5-24	CRI 5-24	CRN 5-24	7.5	

如需了解產品詳情，請聯絡當地的格蘭富負責人。

CR Models applicable for Subsidy Program

Applicable to 3 phase pumps, 0.75kW and above

CR 10 系列

60Hz

	型號			馬力
	鑄鐵	SS304	SS316	kW
	CR 10-1	CRI 10-1	CRN 10-1	0.75
	CR 10-2	CRI 10-2	CRN 10-2	1.50
	CR 10-3	CRI 10-3	CRN 10-3	2.20
	CR 10-4	CRI 10-4	CRN 10-4	3.00
	CR 10-5	CRI 10-5	CRN 10-5	3.0
	CR 10-6	CRI 10-6	CRN 10-6	4.0
	CR 10-7	CRI 10-7	CRN 10-7	5.5
	CR 10-8	CRI 10-8	CRN 10-8	5.5
	CR 10-9	CRI 10-9	CRN 10-9	5.5
	CR 10-10	CRI 10-10	CRN 10-10	7.5
	CR 10-12	CRI 10-12	CRN 10-12	7.5
	CR 10-14	CRI 10-14	CRN 10-14	11.0
	CR 10-16	CRI 10-16	CRN 10-16	11.0
	CR 10-17	CRI 10-17	CRN 10-17	11.0


如需了解產品詳情，請聯絡當地的格蘭富負責人。

CR Models applicable for Subsidy Program

Applicable to 3 phase pumps, 0.75kW and above

CR 15 系列


60Hz

	型號			馬力
	鑄鐵	SS304	SS316	kW
	CR 15-1	CRI 15-1	CRN 15-1	1.50
	CR 15-2	CRI 15-2	CRN 15-2	3.00
	CR 15-3	CRI 15-3	CRN 15-3	4.00
	CR 15-4	CRI 15-4	CRN 15-4	5.50
	CR 15-5	CRI 15-5	CRN 15-5	7.5
	CR 15-6	CRI 15-6	CRN 15-6	11.0
	CR 15-7	CRI 15-7	CRN 15-7	11.0
	CR 15-8	CRI 15-8	CRN 15-8	11.0
	CR 15-9	CRI 15-9	CRN 15-9	15.0
	CR 15-10	CRI 15-10	CRN 15-10	15.0
	CR 15-12	CRI 15-12	CRN 15-12	18.5

如需了解產品詳情，請聯絡當地的格蘭富負責人。

CR 20 系列

60Hz

	型號			馬力
	鑄鐵	SS304	SS316	kW
	CR 20-1	CRI 20-1	CRN 20-1	2.20
	CR 20-2	CRI 20-2	CRN 20-2	4.00
	CR 20-3	CRI 20-3	CRN 20-3	5.50
	CR 20-4	CRI 20-4	CRN 20-4	7.50
	CR 20-5	CRI 20-5	CRN 20-5	11.0
	CR 20-6	CRI 20-6	CRN 20-6	11.0
	CR 20-7	CRI 20-7	CRN 20-7	15.0
	CR 20-8	CRI 20-8	CRN 20-8	15.0
	CR 20-10	CRI 20-10	CRN 20-10	18.5


如需了解產品詳情，請聯絡當地的格蘭富負責人。

CR Models applicable for Subsidy Program

Applicable to 3 phase pumps, 0.75kW and above

CR 32 系列

60Hz



	型號		馬力
	鑄鐵	SS316	kW
CR 32-1-1	CRN 32-1-1	2.20	
CR 32-1	CRN 32-1	3.00	
CR 32-2-2	CRN 32-2-2	5.50	
CR 32-2-1	CRN 32-2-1	5.50	
CR 32-2	CRN 32-2	7.5	
CR 32-3-2	CRN 32-3-2	11.0	
CR 32-3	CRN 32-3	11.0	
CR 32-4-2	CRN 32-4-2	11.0	
CR 32-4	CRN 32-4	15.0	
CR 32-5-2	CRN 32-5-2	15.00	
CR 32-5	CRN 32-5	18.50	
CR 32-6-2	CRN 32-6-2	18.50	
CR 32-6	CRN 32-6	18.50	
CR 32-7-2	CRN 32-7-2	22.0	
CR 32-7	CRN 32-7	22.0	
CR 32-8-2	CRN 32-8-2	30.0	
CR 32-8	CRN 32-8	30.0	
CR 32-9-2	CRN 32-9-2	30.0	
CR 32-9	CRN 32-9	30.0	
CR 32-10-2	CRN 32-10-	30.0	


如需了解產品詳情，請聯絡當地的格蘭富負責人。

CR Models applicable for Subsidy Program

Applicable to 3 phase pumps, 0.75kW and above

CR 45 系列

60Hz

	型號		馬力
	鑄鐵	SS316	kW
	CR 45-1-1	CRN 45-1-1	5.50
	CR 45-1	CRN 45-1	7.50
	CR 45-2-2	CRN 45-2-2	11.00
	CR 45-2-1	CRN 45-2-1	11.00
	CR 45-2	CRN 45-2	15.0
	CR 45-3-2	CRN 45-3-2	18.5
	CR 45-3-1	CRN 45-3-1	18.5
	CR 45-3	CRN 45-3	18.5
	CR 45-4-2	CRN 45-4-2	22.0
	CR 45-4-1	CRN 45-4-1	30.00
	CR 45-4	CRN 45-4	30.00
	CR 45-5-2	CRN 45-5-2	30.00
	CR 45-5-1	CRN 45-5-1	30.00
	CR 45-5	CRN 45-5	30.0
	CR 45-6-2	CRN 45-6-2	37.0
	CR 45-6-1	CRN 45-6-1	37.0
	CR 45-6	CRN 45-6	37.0
	CR 45-7-2	CRN 45-7-2	45.0
	CR 45-7-1	CRN 45-7-1	45.0
	CR 45-7	CRN 45-7	45.0


如需了解產品詳情，請聯絡當地的格蘭富負責人。

CR Models applicable for Subsidy Program

Applicable to 3 phase pumps, 0.75kW and above

CR 64 系列

60Hz

	型號		馬力
	鑄鐵	SS316	kW
	CR 64-1-1	CRN 64-1-1	7.50
	CR 64-1	CRN 64-1	11.00
	CR 64-2-2	CRN 64-2-2	15.00
	CR 64-2-1	CRN 64-2-1	18.50
	CR 64-2	CRN 64-2	22.0
	CR 64-3-2	CRN 64-3-2	22.0
	CR 64-3-1	CRN 64-3-1	30.0
	CR 64-3	CRN 64-3	30.0
	CR 64-4-2	CRN 64-4-2	37.0
	CR 64-4-1	CRN 64-4-1	37.00
	CR 64-4	CRN 64-4	45.00
	CR 64-5-2	CRN 64-5-2	45.00

如需了解產品詳情，請聯絡當地的格蘭富負責人。

CR 95 系列

60Hz

	型號		馬力
	鑄鐵	SS316	kW
	CR 95-1-1	CRN 95-1-1	11.00
	CR 95-1	CRN 95-1	15.00
	CR 95-2-2	CRN 95-2-2	18.50
	CR 95-2-1	CRN 95-2-1	22.00
	CR 95-2	CRN 95-2	30.0
	CR 95-3-3	CRN 95-3-3	30.0
	CR 95-3-1	CRN 95-3-1	37.0
	CR 95-4-2	CRN 95-4-2	45.0
	CR 95-4	CRN 95-4	55.0
	CR 95-5-3	CRN 95-5-3	55.00

如需了解產品詳情，請聯絡當地的格蘭富負責人。